

B. Our Academic Mission
12. Student Access and Student Aid
Figures j-l

Net Tuition and Student Access Guarantee (SAG)

Performance Relevance:

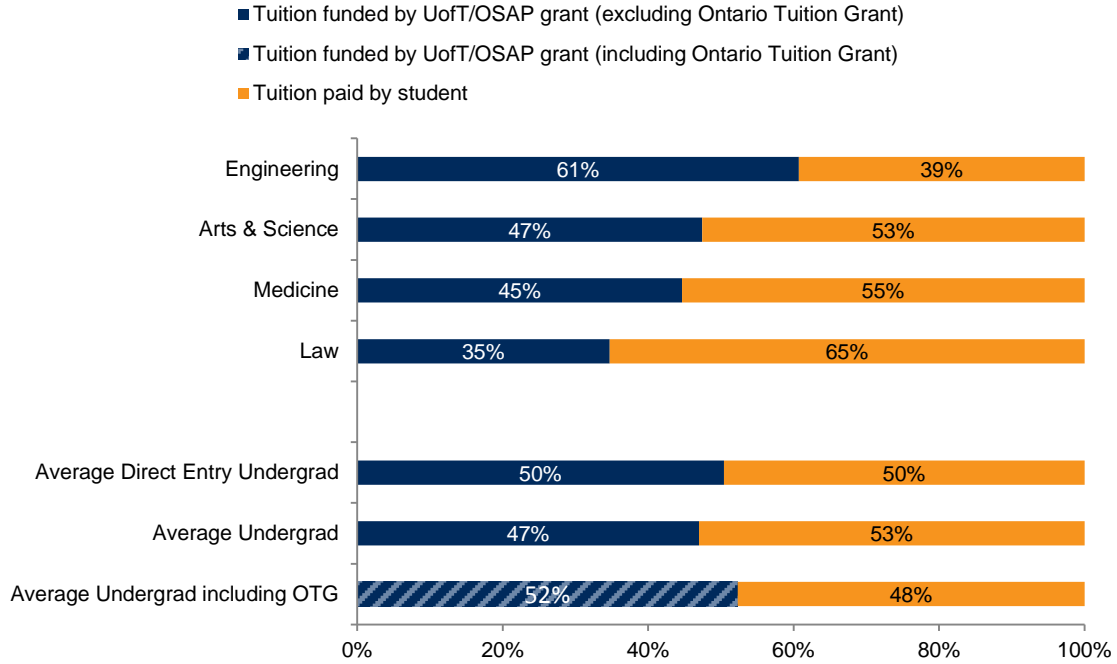
Net Tuition is the amount that students actually pay after taking into account the contribution of both the Province, through OSAP grants, and the University, through its various grants and scholarships. With the significant Government and University investments in student financial support, net tuition is substantially lower than the full tuition cost for many students and is the appropriate measure on which affordability should be assessed.

Under the Student Access Guarantee (SAG) program, universities are required to provide financial support to cover any unmet need due to tuition and book shortfalls for students in Direct Entry undergraduate programs. Unmet need is defined by MTCU and represents remaining financial support required after government support is provided. Universities often provide additional financial support beyond this minimum requirement (e.g. support for living expenses, students in second entry programs, etc.).

B. Our Academic Mission
12. Student Access and Student Aid
Figures j-l

Figure B-12-j
Undergraduate Net Tuition for OSAP Recipients by Program, 2011-12

The chart below shows the average percentage of tuition and fees paid by undergraduate domestic students receiving OSAP at UofT relative to the percentage funded by provincial and university grants in 2011-12.



The new \$800/term Ontario Tuition Grant (OTG) program was introduced for the Winter, 2012 term. However, award data is only available at the aggregate level.

Includes all full-time, domestic undergraduate students receiving OSAP support.
 Does not include the impact of loans, tax credits or the Ontario Student Opportunity Grant (OSOG) that caps government debt.

'Average Direct Entry Undergrad' includes students registered in Arts & Science, Engineering, Music, Kinesiology and Physical Education, and Transitional Year Program.

'Average Undergraduate' includes students registered in 'Direct Entry Undergrad' programs and Medicine, Law, Nursing, OISE, Dentistry, Pharmacy, Woodsworth Certificate Programs.

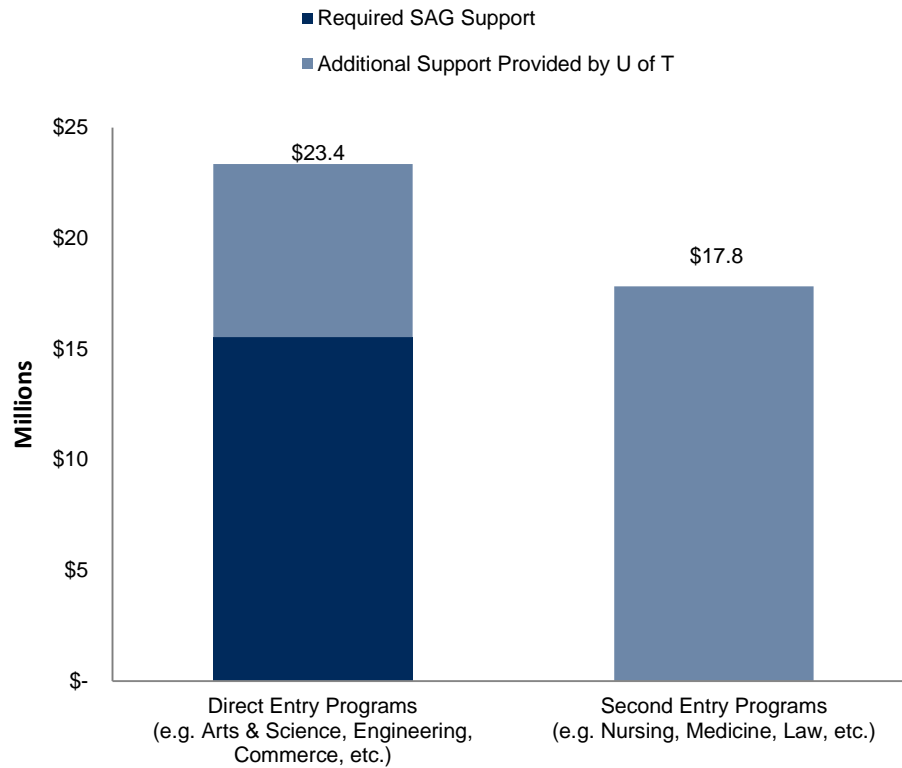
Source: University of Toronto

B. Our Academic Mission
12. Student Access and Student Aid
Figures j-l

Figure B-12-k
Actual Student Access Guarantee (SAG) Related Expenditures
Compared to Required SAG, 2011-12

The chart below summarizes University of Toronto SAG Expenditures by program type and requirement.

Total Toronto SAG Expenditures (2011-12) = \$41.2M



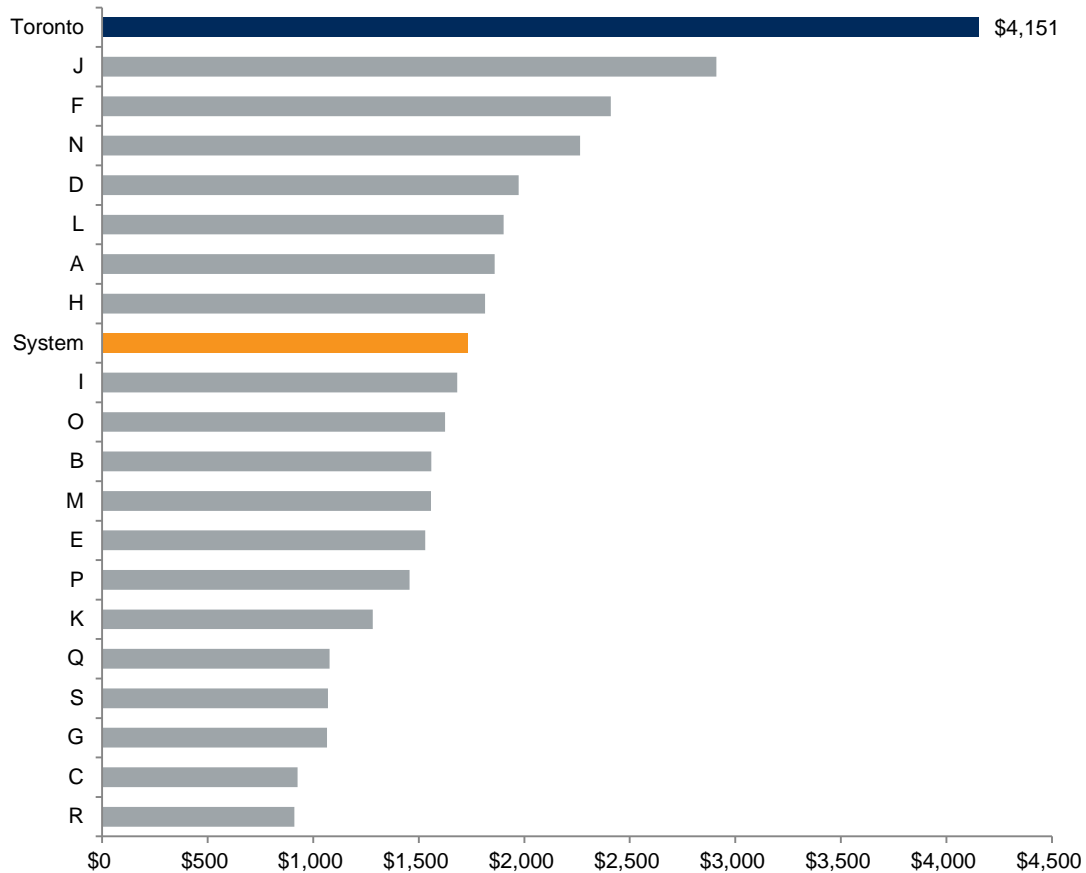
Includes Toronto School of Theology (TST).

Source: Ministry of Training, Colleges & Universities – OSAP Summary as of August 27, 2012.
Note that for OSAP purposes, 2011-12 reflects the period 01-Sep-2011 to 31-Aug-2012.

B. Our Academic Mission
12. Student Access and Student Aid
Figures j-l

Figure B-12-l
Average SAG Expenditure per Recipient
University of Toronto compared to Ontario Universities, 2011-12

The chart below summarizes the average support provided under the SAG program per recipient at the University of Toronto compared to other Ontario Universities as tracked in the Ontario Government's system.



Toronto Includes Toronto School of Theology (TST)
 System excludes Toronto.

Source: Ministry of Training, Colleges & Universities – OSAP Summary as of August 27, 2012.
 Note that for OSAP purposes, 2011-12 reflects the period 01-Sep-2011 to 31-Aug-2012.